



Prospects 5.0 – Assessment Platform

AETHON Engineering



HORIZON EUROPE

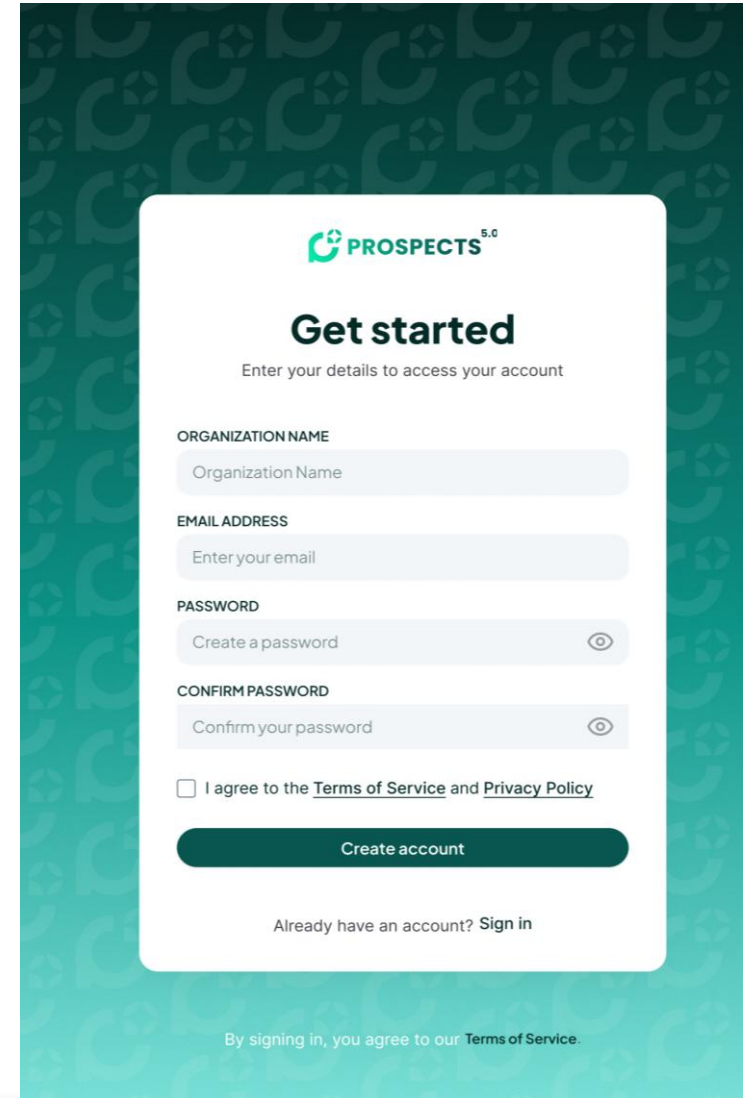
This project has received funding from the European Union's Horizon Europe research and innovation programme under grant agreement No 101135948

- **What is the Prospects 5.0 Platform?**

A digital tool designed to help organisations understand where they stand in relation to Industry 5.0 and what practical steps they can take to move forward.

- **The Industry 5.0 Assessment**

A structured questionnaire that guides organisations through Industry 5.0 pillars (human-centricity, sustainability, resilience), digital readiness, and organisational culture.






10 KPIs – Human Centricity

- HUMAN EMPOWERMENT
- SAFETY AND WELL-BEING
- TECHNOLOGY ADOPTION FOR WORKER SUPPORT
- INCLUSIVITY AND DIVERSITY



11 KPIs – Environmental Sustainability

- CARBON FOOTPRINT AND GHG EMISSIONS INTENSITY
- ENERGY AND WATER USAGE EFFICIENCY
- CIRCULARITY AND PRODUCT TRACEABILITY
- INNOVATION IN SUSTAINABLE TECHNOLOGIES
- REGULATORY COMPLIANCE



7 KPIs – Industrial Resilience

- RISK MANAGEMENT
- SUPPLY CHAIN ALTERNATIVES
- BUSINESS CONTINUITY PLANNING EFFECTIVENESS
- INNOVATION AND CONTINUOUS IMPROVEMENT
- CYBERSECURITY

There are two KPI categories to meet specific needs (sector and size):

- **Core KPIs**, which provide a standardized baseline applicable across all organizations. They focus on **strategic alignment** (policy level).
- **Scenario-related KPIs**, tailored to company-specific variables (e.g., size, sector) and more focused on **operational outcomes** (outcome level).



Explore the Report to uncover the key findings




HORIZON EUROPE

This project has received funding from the European Union's Horizon Europe Research and innovation programme under grant agreement No 101135948



Welcome to PROSPECTS 5.0

Monitor and analyze your Industry 5.0 progression.



DISCOVERY PHASE

Ready to measure your impact?

You haven't completed an assessment yet. Start your journey into Industry 5.0 to unlock strategic insights, human-centric metrics, and sustainability goals.

[Start Assessment](#) [View Methodology](#)

Human-Centric Design
Assess how your current workflows prioritize worker well-being and skill elevation.

Sustainability Metrics
Evaluate environmental impact and resource circularity within your production lines.

Resilience Scoring
Measure the robustness of your value chain against global market disruptions.



1

Human-Centricity

2

Sustainability

3

Resilience

Human-Centricity Assessment

This section evaluates the integration of human needs and values within your industrial processes, focusing on empowerment, well-being, and skill development.

Percentage of employees involved in decision-making

Degree to which the workforce participates in strategic or operational planning.

Measured Not Measured Not Applicable

INPUT VALUE

74.5 %

Investment in Ergonomics & Safety per Worker

Total annual expenditure on workplace safety enhancements and ergonomic equipment.

Measured Not Measured Not Applicable

INPUT VALUE

-

Average time for digital upskilling per employee

Number of hours dedicated per year to training in digital tools and workflows.

Measured Not Measured Not Applicable

INPUT VALUE

-

REASON FOR EXCLUSION

Digital upskilling handled by external agency (not tracked)

Percentage of employees involved in decision-making

Degree to which the workforce participates in strategic or operational planning.

Measured Not Measured Not Applicable

INPUT VALUE

74.5 %



HORIZON EUROPE

This project has received funding from the European Union's Horizon Europe Research and innovation programme under grant agreement No 101135948

Welcome to PROSPECTS 5.0

Monitor and analyze your Industry 5.0 progression.

DISCOVERY PHASE

Assessment in Progress

Your assessment is almost there. Complete the remaining KPIs to unlock your Industry 5.0 scores and detailed sustainability insights.

[Continue Assessment](#) [View Methodology](#)

Human-Centric Design
Assess how your current workflows prioritize worker well-being and skill elevation.

3/5 KPIs Measured 60%

Sustainability Metrics
Evaluate environmental impact and resource circularity within your production lines.

3/5 KPIs Measured 60%

Resilience Scoring
Measure the robustness of your value chain against global market disruptions.

1/5 KPIs Measured 60%



FIRST TIME ASSESSMENT Oct 24, 2023

Assessment Results

Detailed breakdown of your Industry 5.0 readiness

Retake Assessment

Download Report



Alignment Score

Measures your strategic vision against Industry 5.0 benchmarks.




Implementation Score

Reflects your current operational capacity to execute the transition.

PEER BENCHMARKING

Top 15%

You are in the top 15% of your sector. You are above sector average.



Actionable Insights

Bridge the Implementation Gap

Your vision is strong, but operational readiness lags behind. Focus on pilot automation projects in your manufacturing line to validate ROI before a full-scale rollout.

Enhance Human-Centric Systems

Integrate intuitive cobot interfaces to empower floor workers. Data suggests a 22% increase in productivity when operators feel assisted rather than replaced.

Sustainability Integration

Leverage your high alignment score to formalize circular economy KPIs. Your sector expects a 15% reduction in carbon footprint as a baseline by Q4 next year.

Sustainability Integration

Leverage your high alignment score to formalize circular economy KPIs. Your sector expects a 15% reduction in carbon footprint as a baseline by Q4 next year.

Industry 5.0 Pillar Scores


Human-Centricity



Sustainability



Resilience



HORIZON EUROPE

This project has received funding from the European Union's Horizon Europe Research and innovation programme under grant agreement No 101135948

Company Overview

COMPANY NAME Luminal Tech Solutions Europe	COUNTRY Greece
COMPANY SIZE Small Enterprize	SECTOR Manufacturing
YEAR OF DATA PROVIDED 2023	NUMBER OF EMPLOYEES 25

Executive Performance Summary



Alignment Score

Measures your strategic vision against industry 5.0 benchmarks.



Implementation Score

Reflects your current operational capacity to execute the transition.

PEER BENCHMARKING

Top 15%

You are in the top 15% of your sector. You are above sector average.

SECTOR AVERAGE (64%) YOUR POSITION (85th PERCENTILE)

Industry 5.0 Pillar Scores

Human-Centricity	92	Industry Avg: 78
Sustainability	78	Industry Avg: 64
Resilience	64	Industry Avg: 66

Actionable Insights

Bridge the Implementation Gap

Your vision is strong, but operational readiness lags behind. Focus on pilot automation projects in your manufacturing line to validate ROI before a full-scale rollout.

Enhance Human-Centric Systems

Integrate intuitive cobot interfaces to empower floor workers. Data suggests a 22% increase in productivity when operators feel assisted rather than replaced.

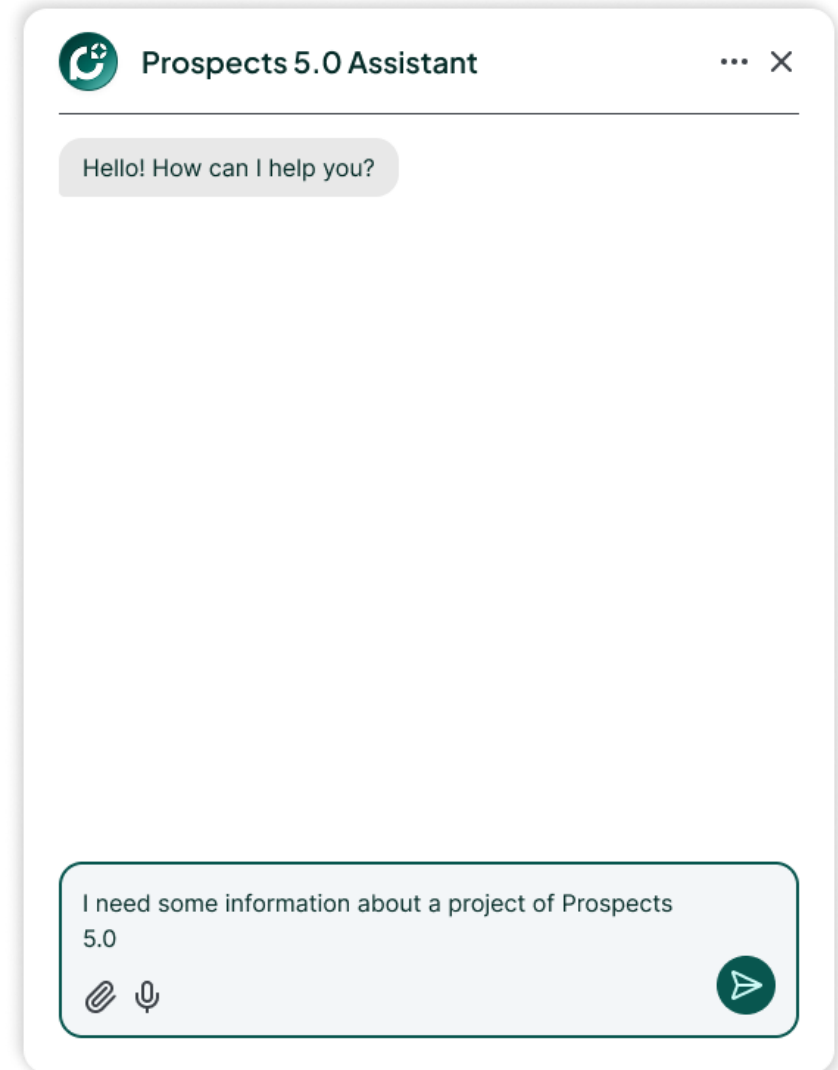
Sustainability Integration

Leverage your high alignment score to formalize circular economy KPIs. Your sector expects a 15% reduction in carbon footprint as a baseline by Q4 next year.

Enhance Human-Centric Systems

Integrate intuitive cobot interfaces to empower floor workers. Data suggests a 22% increase in productivity when operators feel assisted rather than replaced.

- Answers users' questions about KPIs and methodology using natural language.
- Bring to life Prospects 5.0 Wiki content
- Explains metrics ensuring focused and compliant guidance.
- Trained to offer valuable insights, serving as a roadmap for Industry 5.0 Alignment and Implementation.





THANK YOU



prospects5-0



prospects5-0



prospects5-0



HORIZON EUROPE

This project has received funding from the European Union's Horizon Europe research and innovation programme under grant agreement No 101135948